

HID IN WORDS

(April 17, 2022)

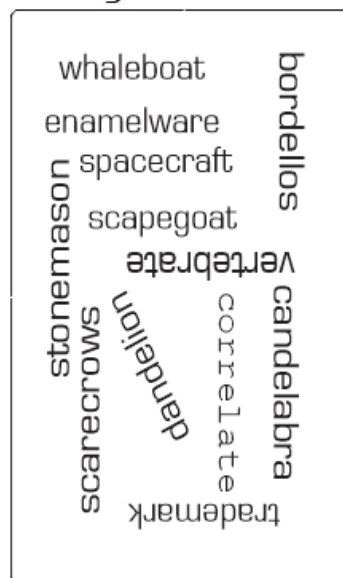
HID IN WORDS is a hidden word search game for two to six players, ages 12 and up. There are two game modes:

- **Collection:** collect target cards with hidden words
- **Elimination:** get rid of your target word cards.

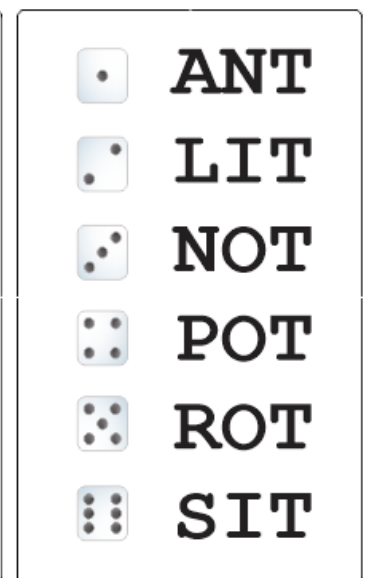
COMPONENTS:

- 42 cards in two sets:
- 19 cards with 3-letter hidden words to find
- 23 cards with longer target words to search
- pair of dice

Target Words Card



Hidden Words Card



Hid In Words Copyright © 2022

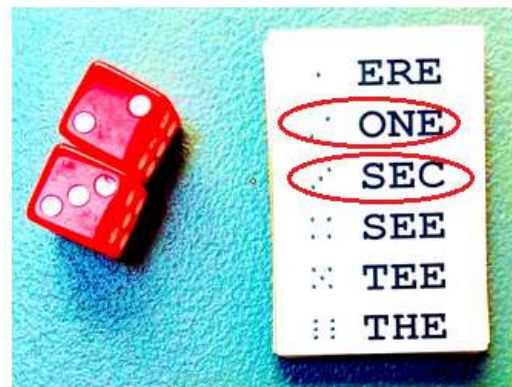
Knowledge Probe Inc – dba Brainy Games

OVERVIEW

Both game modes involve finding 3-letter words within longer target words. Dice are used to select which 3-letter words are to be found.

DIE ROLLS

Each die lets you pick a specific 3-letter word to find. When both dies yield different numbers, you pick two different numbered 3-letter words from one or more visible hidden words cards.



DOUBLES ROLL

Upon a doubles roll, roll again until two different numbers are rolled.

FINDING A HIDDEN WORD

Target words have two or more hidden words. The hidden words can be found in any of two directions, left to right or right to left.

Some examples:

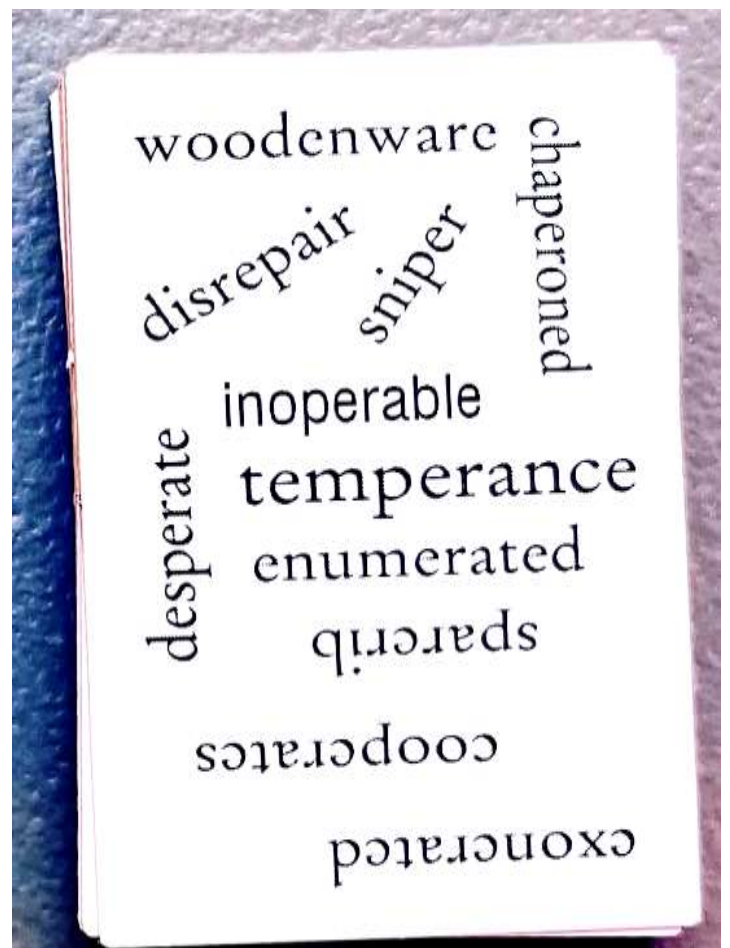
woodenware: **den raw**
ode

temperance: **met ran**
rep

inoperable: **per bar**
are


enumerated: **rat ate**
emu era

sparerib: **are rib**
par spa




MATCHING WORDS

With the dice designated the hidden words, try to find them within the target words.



COLLECTION GAME SETUP

- Separate the two sets of cards
- Shuffle both sets
- Form one to four face-up piles of target cards
- Form one to three face-up piles of hidden word cards
- Decide upon how many rounds to play (at least two).



OPTION: use one die for a more challenging game.

COLLECTION GAME PLAY

Play in rounds. This is a fast-paced game where everyone plays at the same time. To start, a player rolls both dice.

Players then call out and collect target cards as follows:

1. Select a designated hidden word
2. Find a hidden word on a target word
3. Call out the match
4. Collect the target card.

Continue with the existing visible cards until no more hidden words can be found. The next player takes the dice. Before rolling, the player removes any one of the cards at random. Roll the dice. Repeat the steps above.

If no one finds a word after one minute, discard one of the target or hidden word cards and continue.

WINNING THE COLLECTION GAME

A round is over when there are no more target cards to collect. Tally up each player's card count. Play another round.

At the end of all rounds, the player with the highest score wins.

Note: when any target pile is depleted, shuffle the discards and make a new pile.

ELIMINATION GAME SETUP

- Separate and shuffle the two sets of cards
- Give each player five target words cards to place in front of themselves
- Form one face-up pile of hidden word cards
- Form one face-down draw pile of target cards.



ELIMINATION GAME PLAY

On each turn, a player will:

1. Roll both dice
2. Pick a hidden word
3. Find a matching hidden word on their target card
4. Call out the match
5. Remove the card from their hand.

If a player cannot eliminate a target card on their turn, they must draw an additional target card, with a maximum of seven cards.

WINNING THE ELIMINATION GAME

The first person to eliminate all their cards wins. Play three rounds to determine the ultimate winner.

Find the latest instructions and other games at

www.BRAINY.games