



(Updated October 21, 2024)

CONNECT-O-MANIA is a simple, yet strategic, tile-placement game about aligning five tiles in a straight line to win. For two to four players.

LASERCUT WOODEN COMPONENTS:

- 80 coloured tiles in four coloured sets of 20
- 8 secret symbols.

SETUP:

- 1.Shuffle the tiles and secret symbols.
- 2.Give each player their complete set of 20 tiles, face-down as their stockpile.
- 3.Give each player two secret symbols face-down.
- 4.Players flip over two random tiles.
- 5.A random person places one of their tiles on the table.

GAME PLAY:

Playing clockwise, each player can perform one of three tile placement actions on their turn:

1. Places one of their face-up tiles adjacent to an existing tile.
The tile must be placed adjacent to any existing tile, edge to edge or corner to corner.

-or-

2. Stack a tile with a symbol on top of another tile with the same symbol.

-or-

3. Stack any tile and secret symbol on top of another tile with a matching symbol.

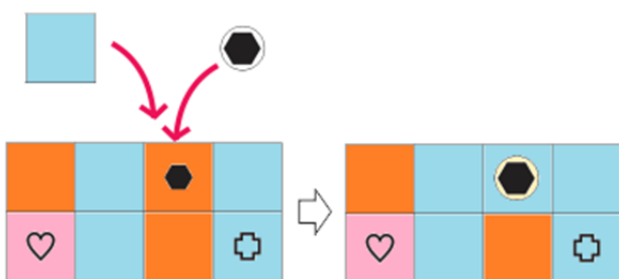
Upon placing a tile, flip over a random tile from your stockpile to maintain two face-up tiles.

It is possible to stack more than two tiles on separate turns.

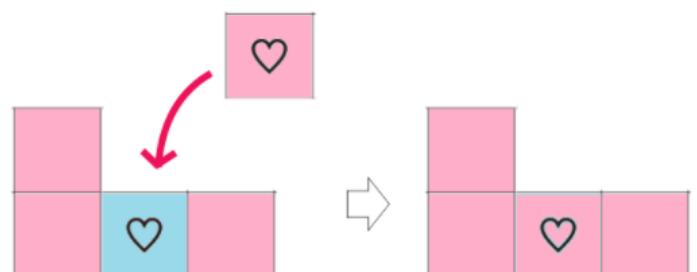
Stacking Tiles

There are two ways to stack a tile over an opponent's tile:

Over an opponent's tile using a secret symbol



Over an opponent's tile when both tiles have the same symbol

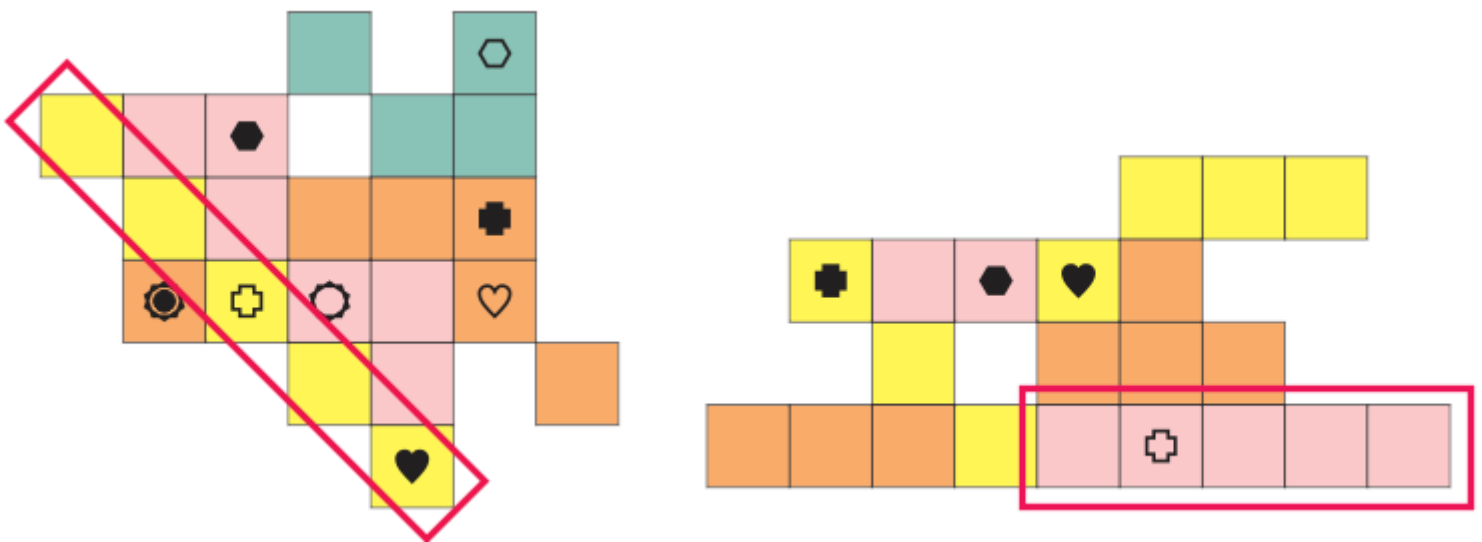


No More Tiles?

If all players have dispensed their tiles without a win, you continue playing by moving tiles around. Remove one of your unstacked tiles and place it somewhere more strategically. Play until someone has made five in a row.

Winning a Round

One point goes to the first player to get five of their tiles in a straight line. Start another round.



Winning the Game

The first player to win two rounds is the winner.

STRATEGIES:

- Avoid playing tiles with symbols at the end of the game.
- Place symbol tiles in places that will not give your opponent an advantage
- Playing them early minimizes surprise wins.
- Stack a tile to break up a possible win by an opponent.
- Watch out for the ability for an opponent to win by stacking a tile.
- Watch out for open-ended lines of three tiles.
- Not knowing an opponent's secret symbol adds an additional layer of complexity to the game.

NON-SECRET OPTION:

Keep secret symbols face-up so all players can anticipate possible moves by an opponent.

COGNITIVE DEVELOPMENT:

As the game progresses, you have to really think about where to place your next tile. Plan ahead while preventing a surprise opportunity for an opponent.

Benefits for children include:

- Problem Solving & Critical Thinking
- Attention & Focus
- Spatial Awareness to visualize tile placement
- Decision Making to assess options and outcomes.

SEND US A PHOTO OR VIDEO

Please post a photo or video of your family playing the game. Tag #connectomania and @brainy.games on Instagram. We'll mail you a free memory game as thank you gift.





Copyright © 2024 Knowledge Probe Inc.
www.Brainy.games